

Infra-red Motion Detector - Wall Switch



How to replace the fuse - Part No OD100

The Infra-red motion detector wall switch(OD100) is supplied with a fuse the fuse is a 3A (20 x 5mm), please follow the below instructions on how to access and replace it.

IMPORTANT: Ensure that the supply voltage has been isolated.




Image:1




Image:2

Insert a flat screwdriver to gently unclip side and front faceplate.

Unclip the side and front faceplate by using a flat screwdriver. (please see Images 1 & 2).




Image:3

Pull out the fuse holder and replace with the 3A fuse. (please see image 3).