












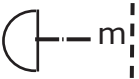


Symbols & Their Meanings

Symbols & meanings			
	Equipment must be earthed		Equipment suitable for direct mounting on or in cabinets or furniture
	Waste Electrical & Electronic Equipment (WEEE Directive)		Drip proof - IPX2
	Double insulated - does not require an earth		Rain proof - IPX3
	AC only		Splash proof - IPX4
	Complies with class 3 relies on SELV - Extra low voltage		Jet proof - IPX5
	Equipment for indoor use only		Protected against immersion in water - IPX7
	Equipment for outdoor use only		Minimum distance from lighted objects (M)