

# Installation Instruction

Product Code: GBSS2NMWH

Product Description: IP65 LED Surface

Emergency Down Light



## Specification

Emergency Power:	2.2W
EM Duration:	3 hours
Ambient Temp:	5-45°C
Emergency Mode:	Non-Maintained
Function:	Standard
Battery:	LiFePO4 3.2V 3Ah
Warranty:	3 years

## Routine Testing

Testing should be carried out in accordance with the recommendations of BS5266 & EN50172.

1. Do not switch off unswitched mains supply after installation. If interruption is unavoidable, the batteries must be disconnected or damage to the batteries may occur. Leave the luminaire on continuous charge for 24 hours.
2. A monthly functional test should be conducted manually.
3. Annually, a full three hour duration test should be conducted manually.
4. Batteries should be replaced when the luminaire no longer meets the 3 hours duration performance.
5. Testing is performed by interrupting the unswitched supply for the test duration manually or self-test function complying with IEC62034.  
During testing the luminaire should remain illuminated in emergency mode.
6. Ensure that the 'charge indicator' is 'ON' during 'Charging Mode'.  
If the charge indicator (LED) is unlit, this signifies a fault.
7. Replace faulty light source and batteries immediately.  
To assist with this testing, a test record is included below.  
To increase the chance of a fault being reported between monthly tests, it is desirable that staff are made aware of the purpose of the indicator.

## Testing Record

Product: \_\_\_\_\_

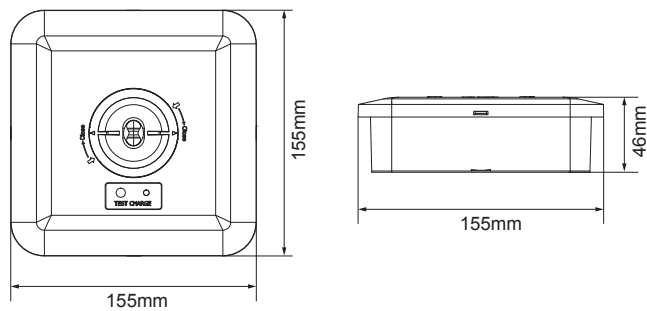
Location: \_\_\_\_\_

Installation Date: \_\_\_\_\_

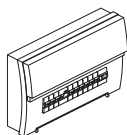
Month	Functional/Duration	Year 1	Year 2	Year 3	Year 4	Year 5
1						
2						
3						
4						
5						
6						
7						
8						
9						
10						
11						
12						

# Installation Instruction

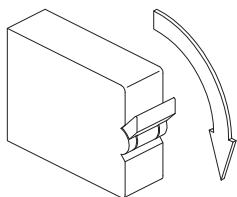
## Dimension



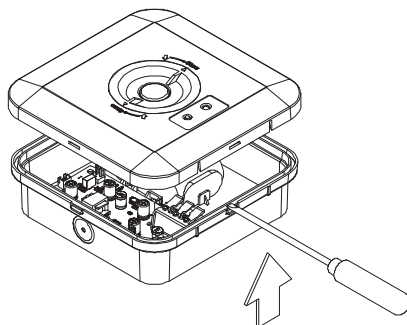
1



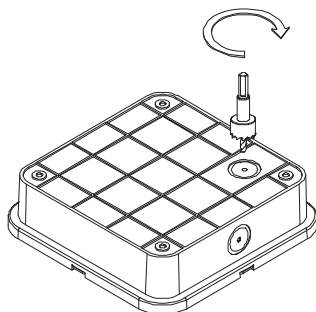
ALWAYS SWITCH OFF THE  
MAINS SUPPLY BEFORE  
INSTALLATION OR SERVICING



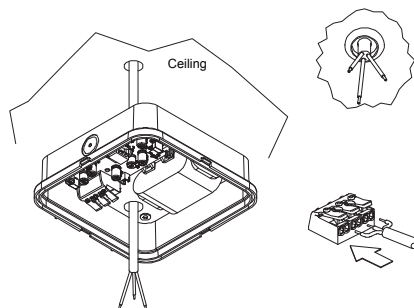
2



3



4



# Installation Instruction

