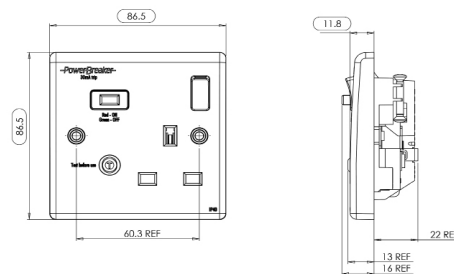




K21-WP10 RCD SINGLE SOCKET - WHITE



FEATURES

- ▶ Mechanically latched (does not need resetting after a power loss)
- ▶ Red & Green dual flag system to show power on/off
- ▶ High intensity LED power on indicator
- ▶ Cuts the power for added protection against electrocution
- ▶ Twin earth terminals on Twin sockets
- ▶ White sockets fit standard 35mm back box

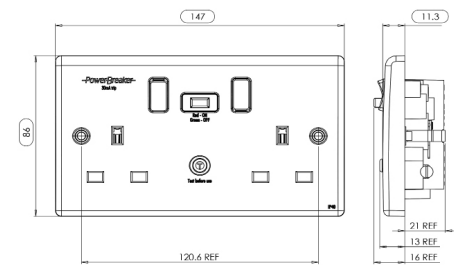
TYPE A RCD
BS 7288-2016+A1:2022
10mA

TECHNICAL INFO

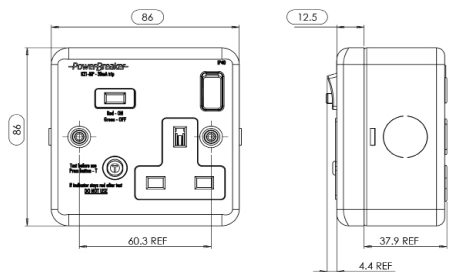
Product	K21-WP10	K22-WP10	K21-MP10	K22-MP10
Product Finish	White		Metalclad	
Barcode	5012739 646904	5012739 646911	5012739 646928	5012739 646959
Product Weight	140g	208g	358g	529g
Product Dimensions	86.5 x 86.5 x 12mm	147.5 x 86.5 x 12mm	86 x 86 x 49mm	147.5 x 86.5 x 49mm
Voltage	230V AC ~ 50Hz			
Max Operating Current	13A (3A Inductive)			
IP Rating	IP40			
Rated Trip Current	10mA			
Typical Trip Speed	Less than 20mS (typical)			
RCD Contact Break	Double Pole			
Rated Short Circuit Breaking & Making Capacity	250A			
Rated Conditional Short-Circuit Current	1500A Power Factor Range .93 to .98			
Latching	Mechanical - No need to reset after a power loss (Passive)			
Responsive To	Pulsating DC earth faults			
Main Housing Material	Urea		Steel & Polycarbonate	
Guarantee	3 Years			
Conforms To	BS-7288-2016+A1:2022, BS1363-2:2016+A1:2018			



K22-WP10 RCD TWIN SOCKET - WHITE



K21-MP10 RCD SINGLE SOCKET - METALCLAD



K22-MP10 RCD TWIN SOCKET - METALCLAD

