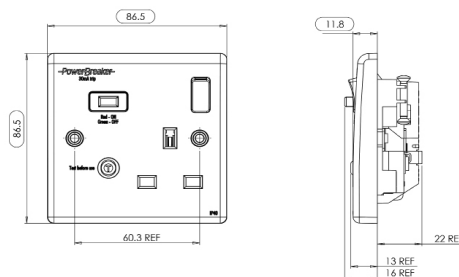




K21-WP RCD SINGLE SOCKET - WHITE



FEATURES

- ▶ Mechanically latched (does not need resetting after a power loss)
- ▶ Red & Green dual flag system to show power on/off
- ▶ High intensity LED power on indicator
- ▶ Cuts the power for added protection against electrocution
- ▶ Twin earth terminals on Twin sockets
- ▶ White sockets fit standard 35mm back box

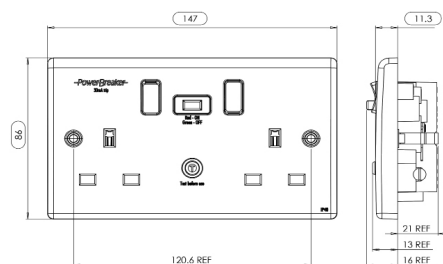
**TYPE A RCD
BS 7288-2016+A1:2022**

TECHNICAL INFO

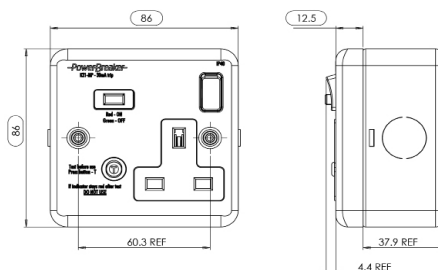
| Product | K21-WP | K22-WP | K21-MP | K22-MP |
|--|--|---------------------|-----------------------|---------------------|
| Product Finish | White | | Metalclad | |
| Barcode | 5012739 646843 | 5012739 646850 | 5012739 646867 | 5012739 646966 |
| Product Weight | 152.5g | 236.5g | 358g | 529g |
| Product Dimensions | 86.5 x 86.5 x 12mm | 147.5 x 86.5 x 12mm | 86 x 86 x 49mm | 147.5 x 86.5 x 49mm |
| Voltage | 230V AC ~ 50Hz | | | |
| Max Operating Current | 13A (3A Inductive) | | | |
| IP Rating | IP40 | | | |
| Rated Trip Current | 30mA | | | |
| Typical Trip Speed | Less than 20mS (typical) | | | |
| RCD Contact Break | Double Pole | | | |
| Rated Short Circuit Breaking & Making Capacity | 250A | | | |
| Rated Conditional Short-Circuit Current | 1500A Power Factor Range .93 to .98 | | | |
| Latching | Mechanical - No need to reset after a power loss (Passive) | | | |
| Responsive To | Pulsating DC earth faults | | | |
| Main Housing Material | Urea | | Steel & Polycarbonate | |
| Guarantee | 3 Years | | | |
| Conforms To | BS-7288-2016+A1:2022, BS1363-2:2016+A1:2018 | | | |



K22-WP RCD TWIN SOCKET - WHITE



K21-MP RCD SINGLE SOCKET - METALCLAD



K22-MP RCD TWIN SOCKET - METALCLAD

