

This unit should be installed by a competent person in accordance with the current IET Wiring Regulations. If in doubt consult a qualified electrician.

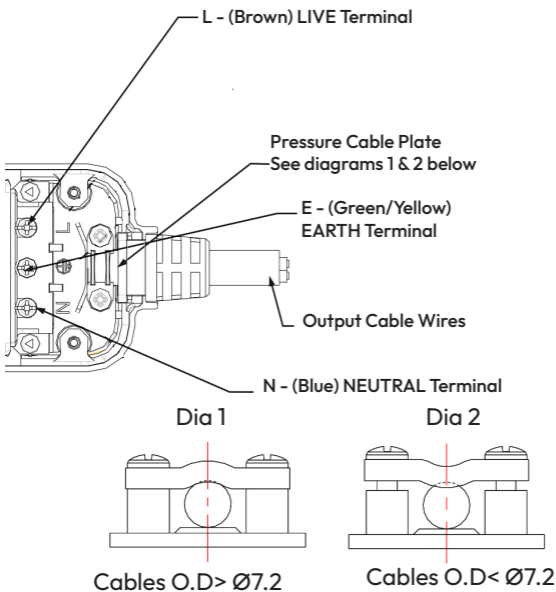
IMPORTANT:- FOR YOUR INFORMATION

Electricity is dangerous and an RCD must not be used as a substitute for normal precautionary measures. Always unplug from mains supply before any inspection or repair to equipment.

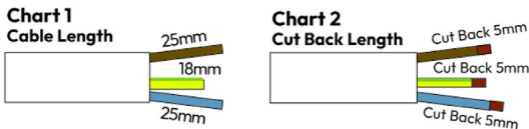
INSTALLATION INSTRUCTIONS

STEP 1

1. Connect the appliance cable to the RCD Plug.
2. To wire your RCD Plug, undo the four cover screws, and remove the cover.
3. Thread the cable through the cable grommet clamp, and connect to terminals following the wiring diagram. When using cable with an overall diameter of 7.2mm or less, reverse the cable clamp, so as to clamp the cable correctly. Please ensure that the live, neutral and earth wires are connected to the correct terminals. Replace the cover and tighten cover screw.



WIRE CONNECTION



OPERATING INSTRUCTIONS

STEP 2

1. Insert your RCD Plug into a fixed wall mounted 13 amps mains supply socket.
2. Switch on power at socket, if applicable. Indicator window is **CLEAR**.

STEP 3

1. Press the RESET button in as far as it will go and release. The indicator window will turn **ORANGE**.
2. Press the TEST button, indicator window will turn **CLEAR**. If **ORANGE** does not disappear, **DO NOT USE***.
3. You have now tested your RCD Plug.

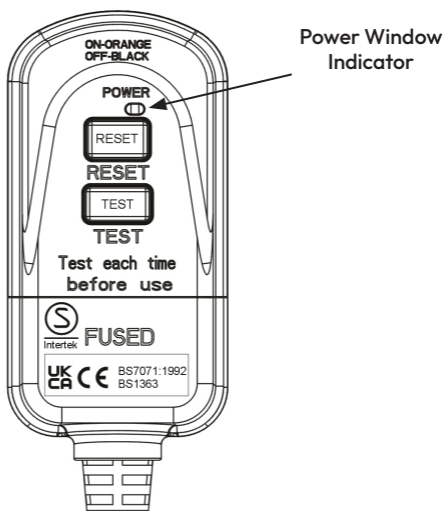
*** Return to place of purchase with till receipt**

STEP 4

Press RESET button again as far as it will go and release. The indicator window will turn **ORANGE**. Ready for use

STEP 5

Should your RCD then instantly trip (the indicator window turns CLEAR) unplug from socket and have the appliance checked immediately for a potential earth leakage fault by a qualified electrician. If the RCD Plug is disconnected from the power supply, it will require resetting - repeat the test procedure as shown in **step 2**.



IMPORTANT

Do not allow children to tamper with electrical devices. Should your RCD plug repeatedly trip with an appliance connected or fail to trip when tested, seek advice immediately from a qualified electrician. The RCD plug has been designed for storage and use between -5°C degrees and $+40^{\circ}\text{C}$ degrees, and at an altitude no greater than 2000m above sea level.

Care must be taken not to subject your plug to abnormal pollution by smoke, chemicals or flammable fumes, salt-laden spray, prolonged periods of high humidity, immersion, repeated dropping or other abnormal conditions.

This device does not protect against electric shock due to contact with both conductors or a fault in the wiring supplying this device.

TECHNICAL INFORMATION

Rated Voltage:	220-240V AC~50Hz
Maximum Operating Current:	13A
Maximum Load:	3kW
Rated Trip Current:	30mA
Conforms To:	BS7071 & BS1363

Type A RCD (Active)
Double pole RCD contact break

Note: This product runs warm

Note:

The RCDP has a 13A fuse placed inside the back of the plug. For fuse replacement instructions please see the information sheet on the GreenBrook website.

www.greenbrook.co.uk

NOTE:

Product & Packaging Disposal

When disposing of this item and its packaging please follow local regulations and use an appropriate waste disposal centre. See GreenBrook website for further details.

GUARANTEE

Your RCDP Plug is guaranteed for 1 year from the date of purchase. This is in addition to your statutory rights.

PLEASE KEEP THESE INSTRUCTIONS SAFE FOR FUTURE REFERENCE